


INTERNAL DOORS

Kerf-Slot	Application Dimensions (mm)			
	Groove		Rebate	Seal Gap
	Throat Width	Min. Depth		
QL 50	2,7 - 3,0	6,0	10,0	3,0 - 5,0
QL 55	2,7 - 3,0	6,0	10,0	3,0 - 4,5
QL 60	2,7 - 3,0	6,0	10,0	3,0 - 4,5
QL 3037	2,7 - 3,0	6,0	10,0	3,5 - 5,6
QL 3056	2,7 - 3,0	6,0	9,0	4,0 - 7,5
QL 3072	2,7 - 3,2	6,5	10,0	2,7 - 4,3
QL 3091	4,0 - 5,0	7,5	15,0	4,0 - 8,0
QL 3094	2,7 - 3,2	6,5	10,0	3,0 - 6,0
QL 3100	3,5 - 4,0	6,5	12,0	4,0 - 7,5
QL 3106	3,5 - 4,0	6,5	12,0	3,0 - 5,0
QL 3110	3,5 - 4,0	6,5	12,0	3,5 - 4,0
QL 3113	3,5 - 4,0	7,0	12,0	4,0 - 7,5
QL 3137	2,7 - 3,2	6,0	10,0	3,0 - 4,5
QL 3138	2,7 - 3,2	6,0	8,0	3,0 - 4,5
QL 9915	2,7 - 3,0	6,0	11,0	2,5 - 4,5
QL 9931	3,0 - 3,5	6,5	12,0	3,5 - 4,0
QL 9985	2,7 - 3,0	6,0	10,0	3,0 - 6,5

FURNITURE

T-Slot	Application Dimensions (mm)		
	Groove		Seal Gap
	Throat Width	Depth	
QL 3006	2,7 - 3,0	6,0	5,0 - 13,0
QL 3009	2,7 - 3,0	6,0	4,0 - 7,5
QL 3011	2,7 - 3,0	6,0	3,5 - 5,5
QL 3012	2,7 - 3,0	6,0	4,0 - 6,5
QL 3013	2,7 - 3,0	6,0	2,0 - 3,0
QL 3034	2,7 - 3,0	8,0	0,0 - 1,5
QL 3037	2,7 - 3,0	6,0	3,5 - 5,6
QL 3070	2,7 - 3,0	8,0	0,0 - 1,5
QL 3072	2,7 - 3,2	6,5	2,7 - 4,3
QL 3073	4,0 - 5,0	7,5	5,0 - 8,0
QL 3074	2,7 - 3,2	6,5	3,5 - 5,5
QL 3077	2,7 - 3,0	6,0	2,0 - 3,0
QL 3078	3,0 - 3,3	6,0	4,0 - 7,5
QL 3079	3,2 - 4,0	6,5	2,7 - 4,3
QL 3091	4,0 - 5,0	7,5	4,0 - 8,0
QL 3093	2,7 - 3,0	7,0	4,0 - 8,0
QL 3094	2,7 - 3,2	6,5	3,0 - 6,0
QL 3095	3,5 - 4,0	6,5	3,0 - 6,0
QL 3096	4,0 - 5,0	7,5	3,0 - 6,0
QL 3098	3,0 - 4,0	7,5	3,0 - 6,0
QL 3099	3,0 - 3,3	6,0	4,0 - 7,5
QL 3100	3,5 - 4,0	6,5	4,0 - 7,5
QL 3102	3,7 - 4,2	7,0	5,0 - 7,5
QL 3104	4,0 - 5,0	7,5	5,0 - 9,0
QL 3106	3,5 - 4,0	6,5	3,0 - 5,0
QL 3109	4,0 - 5,0	7,0	5,0 - 9,0
QL 3110	3,5 - 4,0	6,5	3,5 - 4,0
QL 3113	3,5 - 4,0	7,0	4,0 - 7,5
QL 3118	3,0 - 3,3	7,0	3,0 - 7,5
QL 3128	2,7 - 3,0	7,0	4,0 - 7,5
QL 3131	2,7 - 3,0	8,0	0,0 - 1,5
QL 3137	2,7 - 3,2	6,0	3,0 - 4,5
QL 3138	2,7 - 3,2	6,0	3,0 - 4,5
QL 3139	2,7 - 3,0	7,0	4,0 - 7,5
QL 5626	2,7 - 3,0	6,0	4,7 - 7,5
QL 5694	2,7 - 3,0	6,0	6,0 - 11,0
QL 7000	2,7 - 3,0	6,0	4,0 - 10,8
QL 7066	2,7 - 3,0	6,0	4,8 - 7,7
QL 9111	3,0 - 3,3	6,0	4,8 - 7,9
QL 9915	2,7 - 3,0	6,0	2,5 - 4,5
QL 9931	3,0 - 3,5	6,5	3,5 - 4,0
QL 9985	2,7 - 3,0	6,0	3,0 - 6,5





Q-LON POLYURETHANE FOAM SEALS:

FOR UNIVERSAL SURFACE FITTING

- Universal – direct application on a flat surface
- Fixing with pre-applied adhesive tape
- Alternatively it can be fixed with adhesive tape, hot melt glue or staples
- Available colours: white, black, bronze and grey.

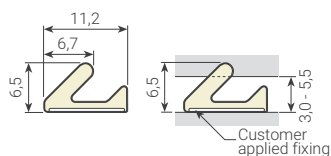
Other colours available on request

FOR UNIVERSAL SURFACE FITTING

QL 3042 (AQ 6150) UNTAPED

Width: 11,2
Height: 6,5
Rebate: 11,0
Seal gap: 3,0 - 5,5
Packaging: 400 m x 2

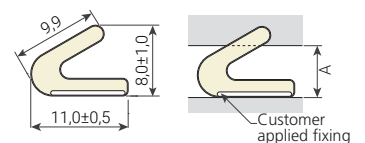
W24276



QL 3059 UNTAPED

Width: 10,8
Height: 8,7
Rebate: 11,0
Seal gap: 3,0 - 5,5
Packaging: 300 m x 2

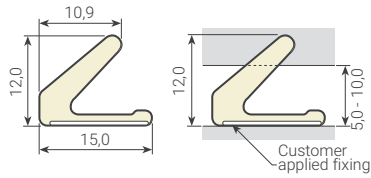
W33266



QL 3061
UNTAPED

Width: 15,0
Height: 12,0
Rebate: 15,0
Seal gap: 5,0 - 10,0
Packaging: 250 m x 2

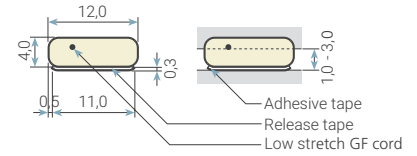
W33266



QL 1026
TAPEDA

Width: 12,0
Height: 4,0
Rebate: 12,0
Seal gap: 1,0 - 3,0
Packaging: 250 m x 2 / 500 m x 2

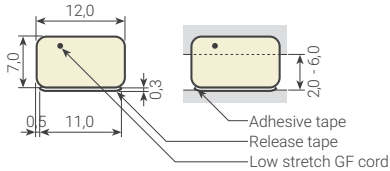
W26276



QL 1032
TAPED

Width: 12,0
Height: 7,0
Rebate: 12,0
Seal gap: 2,0 - 6,0
Packaging: 250 m x 2 / 500 m x 2

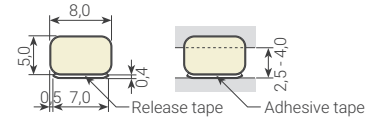
W35276



QL 3015 (AQ 122)
TAPED

Width: 8,0
Height: 5,0
Rebate: 8,0
Seal gap: 2,5 - 4,0
Packaging: 500 m x 2

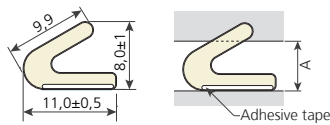
W25276



QL 3116
TAPED

Width: 10,8
Height: 8,7
Rebate: 11,0
Seal gap: 3,0 - 5,5
Packaging: 300 m x 2

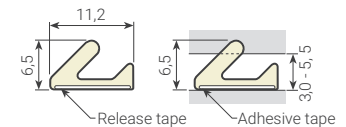
W34266



QL 3117
TAPED

Width: 11,2
Height: 6,5
Rebate: 11,0
Seal gap: 3,0 - 5,5
Packaging: 400 m x 2

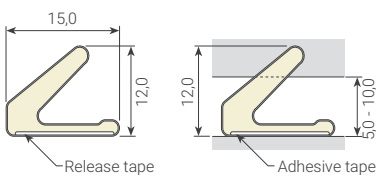
W23266



QL 3121
TAPED

Width: 15,0
Height: 12,0
Rebate: 15,0
Seal gap: 5,0 - 10,0
Packaging: 225 m x 2

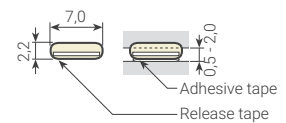
W32266



QL 3122
TAPED

Width: 7,0
Height: 2,2
Rebate: 7,0
Seal gap: 0,5 - 2,0
Packaging: 200 m x 2

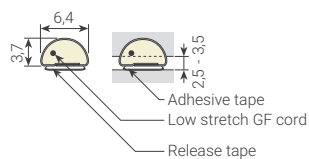
W17276



QL 3124
TAPED

Width: 6,4
Height: 3,7
Rebate: 6,0
Seal gap: 2,5 - 3,5
Packaging: 1000 m x 2

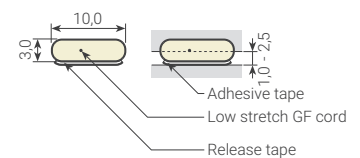
W16276



QL 3126
TAPED

Width: 10,0
Height: 3,0
Rebate: 10,0
Seal gap: 1,0 - 2,5
Packaging: 700 m x 2

W17276





Q-LON POLYURETHANE FOAM SEALS: FOR TIMBER WINDOW AND ENTRY DOOR APPLICATIONS

- Efficient processing – right from the coil, no waste
- Suitable for automatic insertion or fixing
- Compatible with all paints and glazing, including acrylic paints
- Available colours: white, black, bronze and grey.

Other colours available on request



Q-LON

FOR TIMBER APPLICATIONS

O Suitable for overlap seal **F** Suitable for frame seal **S** Suitable for sash seal

QL 3004 (AQ 99)
WINDOWS

F

Groove width: 2,7 - 3,0
Min. groove depth: 6,0
Rebate: 10,5
Seal gap: 3,0 - 5,0
Packaging: 350 m x 2

W26276

QL 3005 (AQ 63)
WINDOWS

F

Groove width: 2,7 - 3,0
Min. groove depth: 6,0
Rebate: 8,0
Seal gap: 3,4 - 5,4
Packaging: 300 m x 2

W35266

QL 3006 (AQ 89)
WINDOWS

F

Groove width: 2,7 - 3,0
Min. groove depth: 6,0
Rebate: 13,0
Seal gap: 5,0 - 13,0
Packaging: 2,1 m x 150

W62276

QL 3009 (AQ 21)
ENTRY DOORS /
WINDOWS

F

Groove width: 2,7 - 3,0
Min. groove depth: 6,0
Rebate: 11,0
Seal gap: 4,0 - 7,5
Packaging: 250 m x 2

W32266



FOR TIMBER APPLICATIONS

C Suitable for centre seal **O** Suitable for overlap seal **F** Suitable for frame seal **S** Suitable for sash seal

Q-LON

QL 3011 (AQ 109)
WINDOWS

F

Groove width: 2,7 - 3,0
Min. groove depth: 6,0
Rebate: 10,0
Seal gap: 3,5 - 5,5
Packaging: 250 m x 2

W35276

QL 3012 (AQ 33)
WINDOWS

F

Groove width: 2,7 - 3,0
Min. groove depth: 6,0
Rebate: 11,0
Seal gap: 4,0 - 6,5
Packaging: 200 m x 2

W45276

QL 3013 (AQ 48)
WINDOWS

F S

Groove width: 2,7 - 3,0
Min. groove depth: 6,0
Rebate: 8,0
Seal gap: 2,0 - 3,0
Packaging: 500 m x 2

W15276

QL 3020 (AQ 120)
ENTRY DOORS

Groove width: 2,7 - 3,0
Min. groove depth: 7,0
Rebate: 13,0
Seal gap: 3,5 - 7,5
Packaging: 125 m x 2

W44266

QL 3025
WINDOWS

F

Groove width: 2,7 - 3,0
Min. groove depth: 6,0
Rebate: 10,5
Seal gap: 3,0 - 5,0
Packaging: 350 m x 2

W25266

QL 3034
WINDOWS

O S

Groove width: 2,7 - 3,0
Min. groove depth: 8,0
Rebate: 8,5
Seal gap: 0,0 - 1,5
Packaging: 400 m x 2

W36276

QL 3037 (AQ 4846)
WINDOWS

F

Groove width: 2,7 - 3,0
Min. groove depth: 6,0
Rebate: 10,0
Seal gap: 3,5 - 5,6
Packaging: 200 m x 2

W35266

QL 3053
ENTRY DOORS /
WINDOWS

C S

Groove width: 4,0 - 5,0
Min. groove depth: 7,5
Rebate: 12,0
Seal gap: 4,5 - 6,0
Packaging: 200 m x 2

W35266

QL 3054
WINDOWS

O

Groove width: 2,8 - 3,2
Min. groove depth: 5,5
Rebate: 10,0
Seal gap: 4,0 - 6,0
Packaging: 250 m x 2

W35276

QL 3056
WINDOWS

F

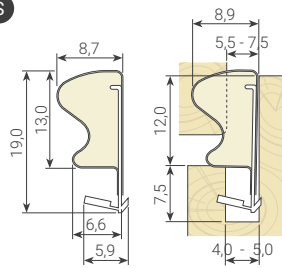
Groove width: 2,7 - 3,0
Min. groove depth: 6,0
Rebate: 9,0
Seal gap: 4,0 - 7,5
Packaging: 300 m x 2

W35276



QL 3063
WINDOWS

C S

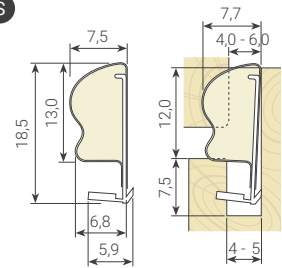


Groove width: 4,0 - 5,0
Min. groove depth: 7,5
Rebate: 12,0
Seal gap: 5,5 - 7,5
Packaging: 200 m x 2

W36266

QL 3067 (AQ 5104)
WINDOWS

C S

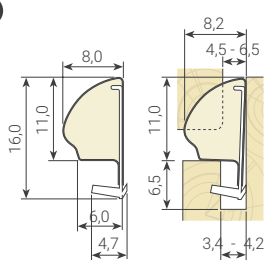


Groove width: 4,0 - 5,0
Min. groove depth: 7,5
Rebate: 12,0
Seal gap: 4,0 - 6,0
Packaging: 200 m x 2

W25266

QL 3068
WINDOWS

C S

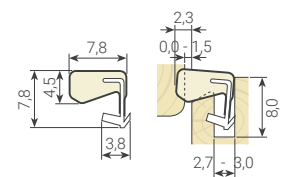


Groove width: 3,4 - 4,2
Min. groove depth: 6,5
Rebate: 11,0
Seal gap: 4,5 - 6,5
Packaging: 200 m x 2

W35275

QL 3070
WINDOWS

O S

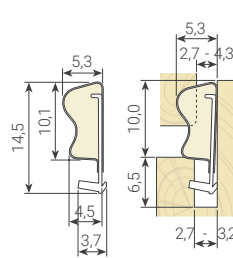


Groove width: 2,7 - 3,0
Min. groove depth: 8,0
Rebate: 8,0
Seal gap: 0,0 - 1,5
Packaging: 400 m x 2

W25266

QL 3072
WINDOWS

C S

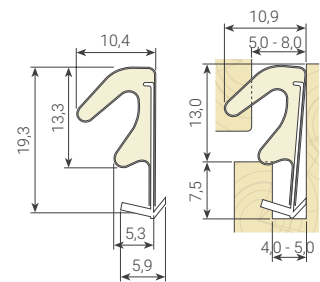


Groove width: 2,7 - 3,2
Min. groove depth: 6,5
Rebate: 10,0
Seal gap: 2,7 - 4,3
Packaging: 300 m x 2

W24265

QL 3073
ENTRY DOORS

O S

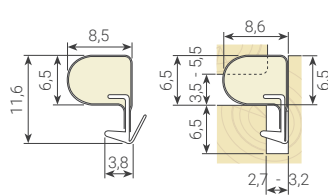


Groove width: 4,0 - 5,0
Min. groove depth: 7,5
Rebate: 13,0
Seal gap: 5,0 - 8,0
Packaging: 150 m x 2
200 m x 2

W344275

QL 3074
WINDOWS

F

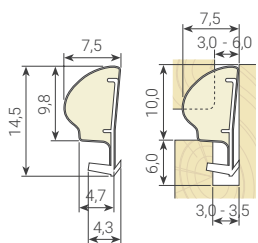


Groove width: 2,7 - 3,2
Min. groove depth: 6,5
Rebate: 8,5
Seal gap: 3,5 - 5,5
Packaging: 300 m x 2

W26276

QL 3076
WINDOWS

F

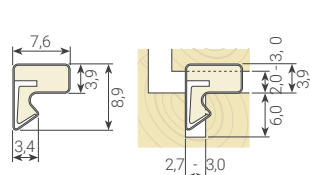


Groove width: 3,0 - 3,5
Min. groove depth: 6,0
Rebate: 10,0
Seal gap: 3,0 - 6,0
Packaging: 250 m x 2

W34266

QL 3077
WINDOWS

F S

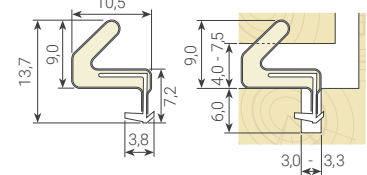


Groove width: 2,7 - 3,0
Min. groove depth: 6,0
Rebate: 8,0
Seal gap: 2,0 - 3,0
Packaging: 500 m x 2

W62276

QL 3078
ENTRY DOORS /
WINDOWS

F



Groove width: 3,0 - 3,3
Min. groove depth: 6,0
Rebate: 10,5
Seal gap: 4,0 - 7,5
Packaging: 250 m x 2
300 m x 2

W33266



FOR TIMBER APPLICATIONS

C Suitable for centre seal **O** Suitable for overlap seal **F** Suitable for frame seal **S** Suitable for sash seal

Q-LON

QL 3079
ENTRY DOORS /
WINDOWS

F **S**

Groove width: 3,2 - 4,0
Min. groove depth: 6,5
Rebate: 10,0
Seal gap: 2,7 - 4,3
Packaging: 300 m x 2

W24266

QL 3082
WINDOWS

F

Groove width: 2,7 - 3,2
Min. groove depth: 5,0
Rebate: 8,0
Seal gap: 3,0 - 5,0
Packaging: 250 m x 2

W35275

QL 3091
ENTRY DOORS

Groove width: 4,0 - 5,0
Min. groove depth: 7,5
Rebate: 15,0
Seal gap: 4,0 - 8,0
Packaging: 150 m x 2
400 m x 1

W44265

QL 3093
ENTRY DOORS

Groove width: 2,7 - 3,0
Min. groove depth: 7,0
Rebate: 13,0
Seal gap: 4,0 - 8,0
Packaging: 150 m x 2
400 m x 1

W44266

QL 3094
ENTRY DOORS

Groove width: 2,7 - 3,2
Min. groove depth: 6,5
Rebate: 10,0
Seal gap: 3,0 - 6,0
Packaging: 250 m x 2

W32265

QL 3095
ENTRY DOORS

Groove width: 3,5 - 4,0
Min. groove depth: 6,5
Rebate: 10,0
Seal gap: 3,0 - 6,0
Packaging: 250 m x 2

W32275

QL 3096
ENTRY DOORS

Groove width: 4,0 - 5,0
Min. groove depth: 7,5
Rebate: 12,0
Seal gap: 3,0 - 6,0
Packaging: 200 m x 2

W35265

QL 3097
ENTRY DOORS /
WINDOWS

O

Groove width: 4,0 - 5,0
Min. groove depth: 7,5
Rebate: 18,0
Seal gap: 3,5 - 6,0
Packaging: 150 m x 2

W35266

QL 3098
ENTRY DOORS

Groove width: 3,0 - 4,0
Min. groove depth: 7,5
Rebate: 14,0
Seal gap: 3,0 - 6,0
Packaging: 150 m x 2

W33266

QL 3099
ENTRY DOORS /
WINDOWS

F

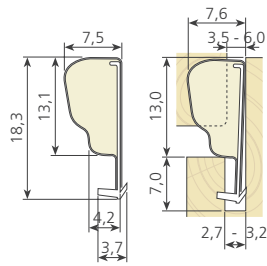
Groove width: 3,0 - 3,3
Min. groove depth: 6,0
Rebate: 10,5
Seal gap: 4,0 - 7,5
Packaging: 250 m x 2
300 m x 2

W33266



QL 3101
WINDOWS

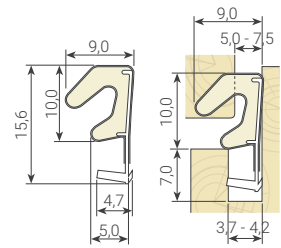
C



Groove width: 2,7 - 3,2
Min. groove depth: 7,0
Rebate: 13,0
Seal gap: 3,5 - 6,0
Packaging: 200 m x 2

W35276

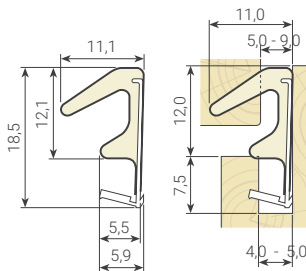
QL 3102
ENTRY DOORS



Groove width: 3,7 - 4,2
Min. groove depth: 7,0
Rebate: 11,0
Seal gap: 5,0 - 7,5
Packaging: 200 m x 2

W33266

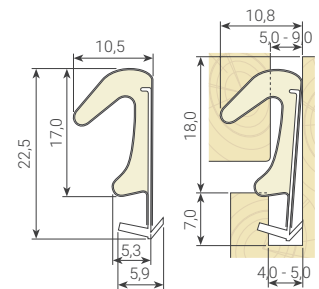
QL 3104
ENTRY DOORS



Groove width: 4,0 - 5,0
Min. groove depth: 7,5
Rebate: 12,0
Seal gap: 5,0 - 9,0
Packaging: 200 m x 2

W44275

QL 3109
ENTRY DOORS

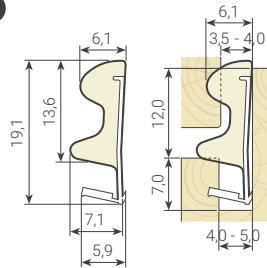


Groove width: 4,0 - 5,0
Min. groove depth: 7,0
Rebate: 18,0
Seal gap: 5,0 - 9,0
Packaging: 100 m x 2

W43276

QL 3111
WINDOWS

C S

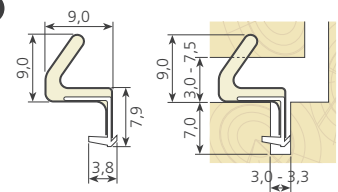


Groove width: 3,5 - 4,0
Min. groove depth: 7,0
Rebate: 12,0
Seal gap: 3,5 - 4,0
Packaging: 200 m x 2

W35256

QL 3118
ENTRY DOORS /
WINDOWS

F

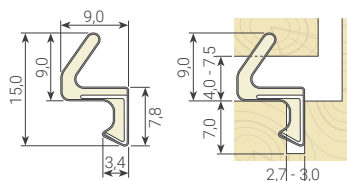


Groove width: 3,0 - 3,3
Min. groove depth: 7,0
Rebate: 9,0
Seal gap: 3,0 - 7,5
Packaging: 300 m x 2

W31276

QL 3128
WINDOWS

F

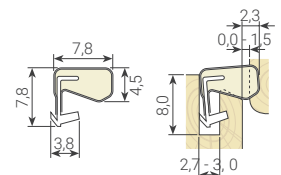


Groove width: 2,7 - 3,0
Min. groove depth: 7,0
Rebate: 9,0
Seal gap: 4,0 - 7,5
Packaging: 300 m x 2

W32265

QL 3131
WINDOWS

O

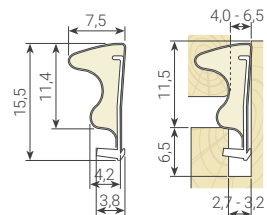


Groove width: 2,7 - 3,0
Min. groove depth: 8,0
Rebate: 8,0
Seal gap: 0,0 - 1,5
Packaging: 400 m x 2

W25266

QL 3136
WINDOWS

C O

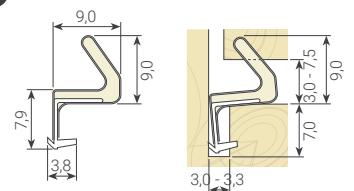


Groove width: 2,7 - 3,2
Min. groove depth: 6,5
Rebate: 11,5
Seal gap: 4,0 - 6,5
Packaging: 200 m x 2

W62276

QL 3139
WINDOWS

F



Groove width: 3,0 - 3,3
Min. groove depth: 7,0
Rebate: 9,0
Seal gap: 3,0 - 7,5
Packaging: 300 m x 2

W31276



FOR TIMBER APPLICATIONS

C Suitable for centre seal **O** Suitable for overlap seal **F** Suitable for frame seal **S** Suitable for sash seal

Q-LON

QL 3140
WINDOWS

C

Groove width: 4,0 - 5,0
Min. groove depth: 7,5
Rebate: 15,0
Seal gap: 4,0 - 6,5
Packaging: 200 m x 2

W35266

QL 3141
WINDOWS

C O

Groove width: 2,7 - 3,2
Min. groove depth: 5,5
Rebate: 12,0
Seal gap: 4,0 - 6,5
Packaging: 300 m x 2

W35255

QL 3143
WINDOWS

Groove width: 2,7 - 3,0
Min. groove depth: 6,0
Rebate: 10,5
Seal gap: 3,0 - 5,0
Packaging: 350 m x 2

W26275

QL 3147
WINDOWS

C

Groove width: 3,0 - 3,5
Min. groove depth: 6,0
Rebate: 10,0
Seal gap: 3,0 - 6,0
Packaging: 250 m x 2

W34266

QL 3150

Groove width: 3,0
Min. groove depth: 6,5
Rebate: 12,0
Seal gap: 3,5 - 6,0
Packaging: 200 m x 2

W33266

QL 3152

Groove width: 3,0
Min. groove depth: 6,5
Rebate: 14/15
Seal gap: 3,5 - 6,0
Packaging: 150 m x 2

W33266

QL 5271 (AQ 5271)
WINDOWS

F

Groove width: 2,7 - 3,0
Min. groove depth: 6,0
Rebate: 11,0
Seal gap: 2,4 - 3,8
Packaging: 250 m x 2

W25266

QL 5694 (AQ 5694)
ENTRY DOORS

Groove width: 2,7 - 3,0
Min. groove depth: 6,0
Rebate: 10,0
Seal gap: 6,0 - 11,0
Packaging: 200 m x 2
400 m x 1

W43266

QL 5878 (AQ 5878)
WINDOWS

F

Groove width: 2,7 - 3,0
Min. groove depth: 6,0
Rebate: 10,0
Seal gap: 3,2 - 4,9
Packaging: 250 m x 2

W25246

QL 7000
ENTRY DOORS

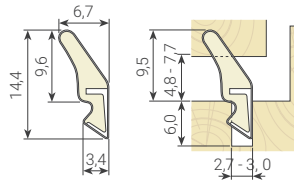
Groove width: 2,7 - 3,0
Min. groove depth: 6,0
Rebate: 13,0
Seal gap: 4,0 - 10,8
Packaging: 175 m x 2

W52266



QL 7066 (AQ 7066)
ENTRY DOORS

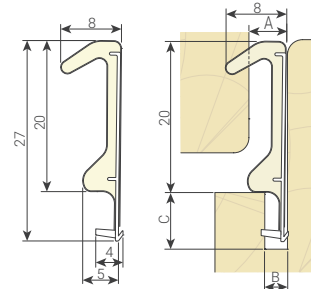
Groove width: 2,7 - 3,0
Min. groove depth: 6,0
Rebate: 10,0
Seal gap: 4,8 - 7,7
Packaging: 400 m x 2
800 m x 2



W33266

QL 9608

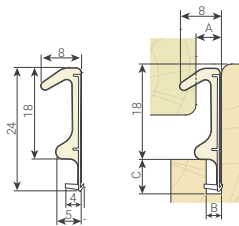
Groove width: 3,0
Min. groove depth: 6,5
Rebate: 20,0
Seal gap: 4,0 - 7,0
Packaging: 150 m x 2



W33276

QL 9613

Groove width: 3,0
Min. groove depth: 6,5
Rebate: 18,0
Seal gap: 4,0 - 7,0
Packaging: 150 m x 2

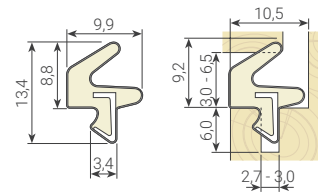


W33276

QL 9985
WINDOWS

Groove width: 2,7 - 3,0
Min. groove depth: 6,0
Rebate: 10,0
Seal gap: 3,0 - 6,5
Packaging: 250 m x 2

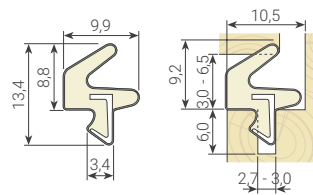
F



W35276

QL 9985
WINDOWS

Groove width: 2,7 - 3,0
Min. groove depth: 6,0
Rebate: 10,0
Seal gap: 3,0 - 6,5
Packaging: 250 m x 2



W35276

